



Williamsburg Spinners & Weavers Guild

P.O. Box 2086
Williamsburg, VA 23187
<http://williamsburgspinweave.org>

August, 2016

Monthly Meeting

Monday, August 15, 2016

10:00 am to 1:00 pm

(No entrance to the library before 10am)

James City County Library
7770 Croaker Rd

Program

“Sherrit” with Cindy

Bring scissors

Optional:

crochet cotton (8/4 rug warp, DMC Baroque crochet cotton, etc)

Sherrit hook, wool strips cut 1” wide on the bias

Cindy will send out a reminder email before the meeting

Hospitality:

Sandi, sweet; Marsha, savory

Sunset Challenge Due!

Bring completed work and the “inspiration” photo

**Williamsburg Spinners & Weavers Guild
Minutes July 18, 2016
James City County Public Library**

Meeting called to order by Marsha at 10:20 am

Correspondence: Mary Lou is moving (Aug 1) to Colorado. MaryBeth is moving to South Carolina.

Minutes: Accepted as written

Treasurer's Report: \$2,780.15.

Committee Reports:

Membership: 38 members

Sunshine:

Website: Per the motion last month, the website now has a "for sale" page. Send your listings to Dave.

Historian: no report

Workshops: Kathy K. will check out a workshop from Berryville, VA

Programs:

August meeting will be at the James City County Public Library

August: (Sunset challenge due) Sherrit with Cindy

September: Bead Basics with Sande from Beadtenders

November: clay buttons with Ingrid and Micki P

December: potluck

MAFA: Conference site <http://www.mafa-conference-2017.org> now lists instructors and workshops for the 2017 MAFA conference.

Hospitality :

August snacks: Sandi, sweet; Marsha, savory

Old Business

There will be a guild exhibit at the Williamsburg Public Library in September.

Kathy will get the setup date (31 Aug or 1 Sep). The exhibit will be 6 weeks.

New Business:

The Guild will demonstrate at the Williamsburg Farmers Market on Saturday, October 8.

Show & Tell

Marsha: towels, yardage

Natalie: yarn

Cindy: baby blankets

Selma: scarf

Goodie: art quilt, ornament

Judy: brioche poncho

Ingrid: Her granddaughter, Fionna, has arrived. Mother and daughter are doing well.

Program: We enjoyed Ingrid's presentation on the Jason Collingwood Workshop she attended in May. (Her handout is attached to newsletter)

August Program will be Sherrit, with Cindy

Members present: Ingrid, Sherry, Linda C., Jane, Linda A., Janet, Goodie, Kathy, Claudia, Judy, Natalie, Cindy, Ellen, Virginia, Marsha


Respectfully submitted,
Virginia Banks

Debbie's husband, James, passed away on July 11.

His beautiful and heartfelt obituary can be found online.

Donations in his memory can be made to
American Cancer Society.


WSWG Meeting July 2016



Judy's shawl from "Fresh Brioche"



Cindy's "Guild" towels



Ingrid's sampler from Jason Collingwood's Rug Workshop



Goodie's felted ornament, and needle felted & quilted tapestry


Tapestry appeared in Quilting Arts magazine



WSWG Meeting
July 2016



Selma's Socks and "Leaf" scarf



Marsha's Detroit Tigers
temari ball for Natalie



Cindy's 8/4 carpet warp baby blankets- very soft!-
from Tom Knisely's book

Books mentioned at meeting:

[Handwoven Baby Blankets](#) by Tom Knisely. Stackpole Books, 2015.

[Knitting Fresh Brioche: Creating Two-/color Twists and turns](#) by Nancy Marchant. Sixth & Spring Books, 2014.

[Next Steps in Weaving: What You Never Knew You Needed to Know](#) by Pattie Graver. Interweave Press, 2015.

WSWG 2016 Calendar

August 15:
Monthly Meeting
JCC Library
"Sherrit" with Cindy
Snacks: Sandi, sweet;
Marsha, savory

Sept 19:
Monthly meeting at
JCC Rec Center
"Bead Basics"
Snacks: Jane, sweet; Ann
B, savory

October 17:
Monthly meeting at
JCC Rec Center
Program: Spinning DVD &
FFF Report
Hospitality: Janet, sweet;
Barbara, savory

2016 Guild Challenge:

Fiber interpretation of a
photo of a sunset

**Results (with photo)
due at August meeting.**

Upcoming Fiber Events

Saturday, August 20 10am-5pm
MakerFest Portsmouth
Children's Museum of Virginia, Portsmouth, VA
Please consider helping out with demonstrations!

Month of September
WSWG Exhibit
Williamsburg Public Library
Scotland St, Williamsburg, VA
Be thinking of fiber related items to exhibit!

September 10
**Deadline for entry, Fall Fiber Festival's Skein & Garment
Competition.** For more info: www.fallfiberfestival.org

Saturday & Sunday, October 1 & 2
Fall Fiber Festival & Montpelier Sheep Dog Trials
At James Madison's Montpelier, 11407 Constitution Hwy,
Montpelier Station, VA
For more info: www.fallfiberfestival.org

WSWG 2016 Officers

President	Marsha Rehkamp
Vice-President	Ingrid Kross
Treasurer	Sandi Petty
Secretary	Micki Pugh

Ingrid's handout

Jason Collingwood's Plain Weave Workshop

We learned Jason's methods for making beautiful weft face rugs.

Weft face – warp is hidden in the middle of the thickness of the rug and only appears at the fringes

- Gives the most freedom design wise

Characteristics of a good rug – heavy, strong, flexible

High, evenly tensioned warp – linen is best, countermarch or counterbalance loom

Loose weft

Heavy and regular beat – one pound weight per inch of weaving width of loom (ex: 45" loom, beater should weigh 45 lbs.)

Warp is set a 3 ends per inch, with the selvedge threads thicker and set closer than the rest of the warp

Heading – evens out the warp threads. Push the heading down towards you at the selvedges and add triangles of extra heading to even out the selvedge

Twining – done just before weaving, it spaces the warp out perfectly, double checks the tension, gives a firm base to start the rug

3 strands of yarn on the shuttle – Jason's rug wool is 80% wool/20% nylon, 1000 yards/lb.

4 basic plain weave designs (weft thrown all the way across the warp) –cross stripes, vertical stripes, aligned dots, staggered dots

When the weft is not thrown all the way across the warp – crossed wefts, clasped wefts, meet and separate, compensated inlay

Finish rug with a row of twining

Use a half Damascus finish or any other finish you want

Check out Peter Collingwood's books, *The Techniques of Rug Weaving* and *Rug Weaving Techniques, Beyond the Basics* for more information. Jason has also put out a video and a booklet on Block Weaving Technique.